

The Status of CATIS

NCSAB 2024



Rachael Sessler Trinkowsky, Ph.D., CRC, CATIS, CPACC

Assistive Technology Program Coordinator (Vision Studies)

University of Massachusetts Boston

r.sesslertrinkowsky@umb.edu

Learning Objectives

1. Discuss at least 3 benefits of the CATIS Certification.
2. Describe the 3 eligibility categories and how to determine if you qualify to apply for the CATIS Certification.
3. Discuss 4 different University programs that are designed to prepare students for CATIS Certification Eligibility.

About CATIS

- The CATIS logo is an outline of a person sitting at a desk and on the desk is a computer and smart phone with a cane leaning against the desk. In the word CATIS at the top of the logo the letters “AT”, circled by a magnifier, are larger than the other letters. The logo is meant to signify that CATIS serve individuals who are blind, who have low vision, or other visual impairments. The name is spelled out down the side of the logo.



ACVREP

- The Academy for Certification of Vision Rehabilitation & Education Professionals (ACVREP) has created the CATIS certification.
- Other professional certifications through ACVREP include:
 - Certified Low Vision Therapist (CLVT)
 - Certified Orientation and Mobility Specialist (COMS)
 - Certified Vision Rehabilitation Therapist (CVRT)
 - Certified Deafblind Intervenor Specialist (CDBIS)
- ACVREP.org

CATIS: What is their role?

- “CATIS are committed to excellence in serving individuals who are visually impaired to facilitate independence, communication and successful outcomes for educational pursuits, avocational interests and gainful employment.”
 - [CATIS Certification page ¶2](#)

CATIS is both singular and plural

- A CATIS

- 12 CATIS

Areas of Expertise

- CATIS must have knowledge in working with individuals who are visually impaired including:
 - Assessment
 - Instruction
 - Configuration
 - Exploration

Benefits of CATIS certification

- National standard to meet the specialized needs of individuals with visual impairments in the area of AT instruction.
 - [CATIS History](#)
- CATIS are Bound by a Strong Code of Ethics
 - [CATIS Code of Ethics](#)
- Recertification every 2 years to ensure that they remain current in the field

CATIS: Why Should Employers Require It?

- When an Employer hires a CATIS they know that they are hiring a professional that:
 - Represents best practices based on a national standard in providing Assistive Technology assessment and instruction for people with visual impairments.
 - Through their knowledge and skill will achieve the best possible outcomes for the clients that the agency serves.

A CATIS may enter the field:

- As a vision specialist
- As a technology or rehabilitation professional
- From non-related fields

Category 1 A Eligibility (ACVREP)

- A university program awarding a Bachelor's or Master's degree in vision studies with emphasis in Assistive Technology or a Certificate program in vision studies with a specialization in Assistive Technology
- 350 hour Assistive Technology internship through a university approved program.
- University options

Category 1 B Eligibility (ACVREP)

1. Education Requirements (any of the following)
 - a) University/college bachelors in any field combined with a graduate degree in vision studies (or equivalent foreign degree or diploma as verified by a NACES organization)
 - b) A licensed or certified TVI
 - c) Certification in COMS, CVRT or CLVT
2. University Certificate Program in Assistive Technology for the Blind/Visually Impaired
3. 350 hour internship

Category 2 Eligibility

- Is based on a matrix of:
 - Formal education
 - Assistive technology education in the field of vision impairment
 - General technology education
 - Required hours of direct service experience in the field
- [CATIS Eligibility Information for Category 1 and Category 2, including Educational and Work Experience Matrix for Category 2](#)

Category 2 Additional Eligibility Requirements

- Core Domain Checklist: Identifying the vision studies course work completed in the area of Assessment and Instruction.
 - UMass Boston offer an extended, Full Graduate Certificate to meet this requirement.
- 350 hour internship
 - Must be supervised by a CATIS

How to Prepare for the CATIS Exam

- The [CATIS Handbook](#) is a recommended resource to begin preparing for certification.
 - 25 Sample questions
 - CATIS Scope of Practice and Competencies
 - CATIS Body of Knowledge (4 Core Domains)
 - Competencies and Clinical Competencies
 - Certification and Recertification Information
 - ACVREP CATIS Exam Reference List
- [CATIS Practice Exam](#) through ACVREP for those preparing for CATIS certification available through ACVREP.
 - 100 Questions, 3 hours, \$65.00
- University Programs and Other Options

University Programs for CATIS Certification Eligibility Preparation (Masters and Graduate Certificate)

- [University of Massachusetts Boston \(UMass Boston\)](#)
Contact: Rachael Sessler Trinkowsky,
r.sesslertrinkowsky@umb.edu
- [Northern Illinois University \(NIU\):](#)
Contact: Stacy Kelly, skelly@niu.edu
- [North Carolina Central University \(NCCU\):](#)
Contact: Sean Tikkun, Stikkun@nccu.edu
- [Western Michigan University \(WMU\)](#)
Graduate Certificate Only
Contact: Sarahelizabeth Baguhn, s.j.baguhn@wmich.edu

Practitioner's Handbook on Assistive Technology Services for Individuals who are Blind or have Low Vision (**PHAT Book**)

- Coming Soon...
- **Publisher:** ACVREP
- **Authors:**
 - Sarahelizabeth Baguhn
 - Stacy Kelly
 - Rachael Sessler Trinkowsky
 - Sean Tikkun

Other Programs and Workshops for CATIS Certification Eligibility Preparation

- Technical Education and Training (New Category 3 CATIS Eligibility Preparation)
 - [World Services for the Blind](#)
- Workshops are available through NIU and NCCU for those pursuing eligibility under Category 2 and meet all other requirements.

Assistive Technology Programs at the University of Massachusetts Boston (UMass Boston)

- **First fully online CATIS Program**
- **Graduate Certificate (5 AT courses)**
 - For those who qualify under category 1B
- **Extended (Full) Graduate Certificate (8 courses)**
 - For those who qualify under category 2, but need the core courses in the field of vision studies in order to qualify.
- **Master's Degree (11 courses and 37 credits)**
- **Competitive Grants**
- **Contact:** Rachael Sessler Trinkowsky,
r.sesslertrinkowsky@umb.edu
- First course started fall 2018.

AT Graduate Certificate: Five AT Courses (UMass Boston)

- VISN 660: Introduction to Assistive Technology for People with Visual Impairments (3 credits) (Fall 2024)
- VISN 661: Assistive Technology Assessment and Instruction for People with Visual Impairments (4 credits) (Spring 2025)
- VISN 662: Configuration and Exploration of Assistive Technology Solutions for People with Visual Impairments (4 credits) (Summer 2025)
- VISN 663: Technological Methods of Accessibility and Accommodations for People with Visual Impairments (4 credits) (Fall 2025)
- VISN 669: Practicum for Assistive Technology Instruction for People with Visual Impairments (4 credits) (Spring 2026)

AT Extended (Full) Graduate Certificate (UMass Boston)

- For those who would qualify under category 2, but need the core courses in the field of vision studies in order to qualify.
- In addition to the 5 courses in the Graduate Certificate, the following 3 courses are required for this program:
 - Braille I (3 credits)
 - Eye Anatomy and Disease (3 credits)
 - Clinical & Functional Assessment of Vision (3 credits)

Assistive Technology (Vision Studies) Master's Degree (UMass Boston)

- **Master's Degree (11 courses and 37 credits)**
- **Includes all courses from the Extended (Full) Graduate Certificate**
- **Also includes the following courses:**
 - Physical & Functional Aspects of VI (3 Credits)
 - Education of Students with Visual Impairments (3 credits)
 - Psychosocial Aspects of Visual Impairment (3 credits)

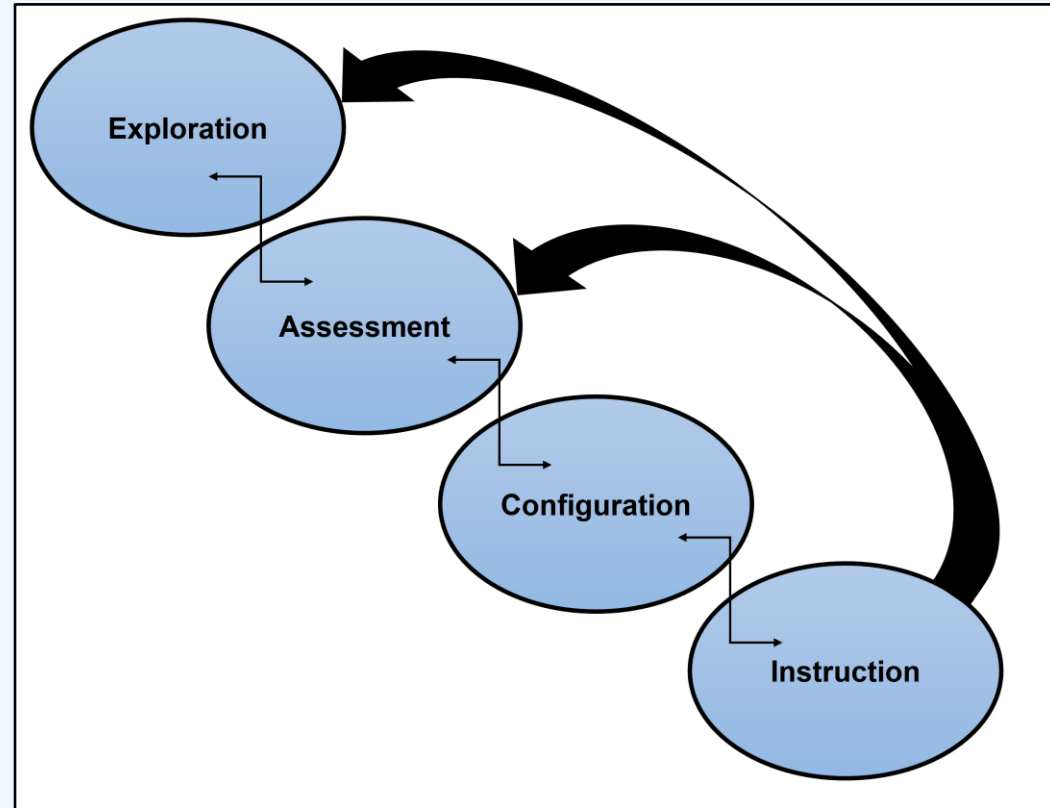
NCCU and NIU CATIS Core Domain Workshops

- **Online workshops for those seeking**
 - Assessment, Technology, and Instruction
 - For individuals under category 2 with significant experience

Assistive Technology Core Domain Service Delivery Flowchart

Iterative nature of the AT process

- Core domains are interrelated
- Often during the process, it may be necessary to revisit any of the core domains
- Knowledge of accessibility and digital accessibility must be intertwined throughout the process.

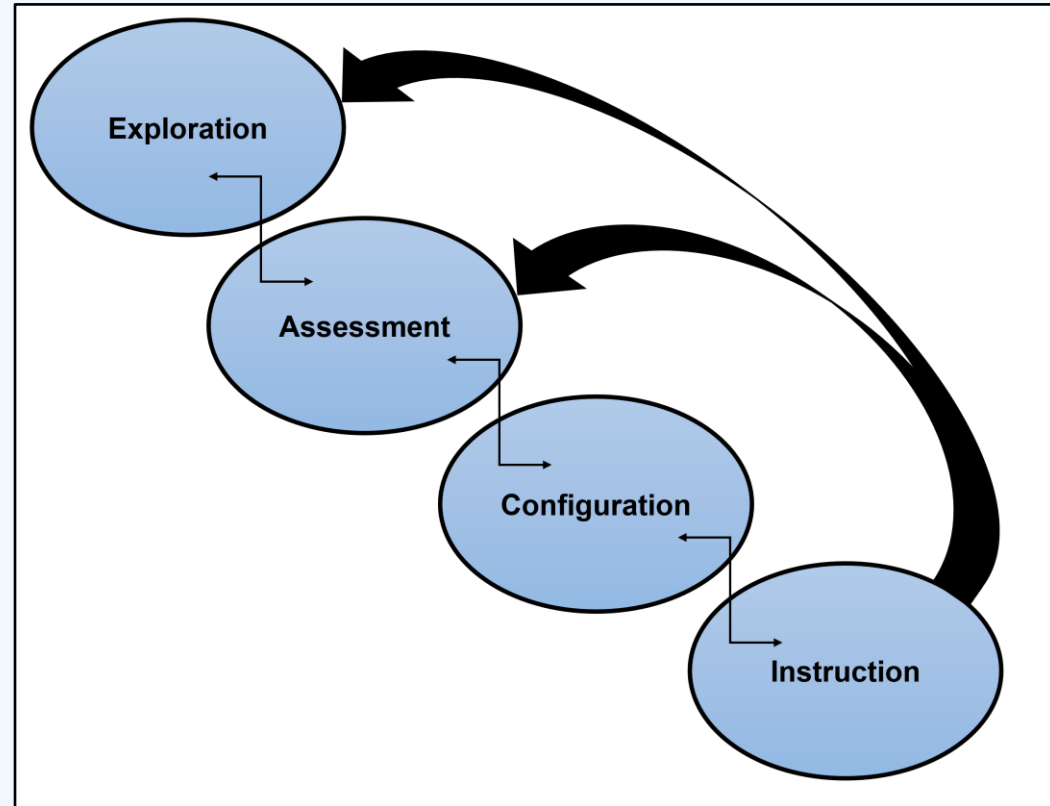


AT Core Domain Service Delivery Flowchart: The 4 Core Domains

Each domain is discussed in the CATIS Body of Knowledge and Scope of Practice.

This includes information about what a CATIS need to know about these core domains and do with them in practice.

- **Exploration**
- **Assessment**
- **Configuration**
- **Instruction**



Fees for CATIS through ACVREP

- Eligibility Fee: \$130.00
- Exam Fee: \$490.00 (up to 2 attempts)
- Certification Fee: \$115.00
- [ACVREP Fees](#)

Each One Reach One: Sustaining the Field

Help Us Kick Off "Each One Reach One" Recruitment Campaign for new CATIS

- Longstanding national shortage of vision professionals.
- There are conservatively over 10,000 practicing professionals in the field of vision loss.
- Success Beyond Sight and its sister nonprofit ACVREP, have over 5,000 professionals in their databases.
- IMAGINE if every professional in the field reached out to at least one person they know to talk with them about the rewards of becoming a CATIS to unlock information, learning and employment for individuals with visual impairment.
- We are mobilizing our efforts to recruit new personnel in our field.

Each One Reach One: Recruitment Campaign for CATIS

Help Us Kick Off "Each One Reach One" Recruitment Campaign for new CATIS by reaching out to...

- a technology generalist wanting to have a direct personal impact
- a website developer wanting to work directly individuals
- a general ed teacher wanting a career change
- a general special ed teacher wanting to be more focused
- a nurse exhausted from the events of the last few years, but who still wants to make a difference for individuals
- someone wanting to enter a high demand field
- a mother whose children are older and is ready to go back to work
- a student trying to decide on a career
- and many others!


Help Us Kick Off "Each One Reach One" Recruitment Campaign

- Recruit new CATIS, CVRTs, COMSs, CLVTs, and TVIs using this same message.
- You can, **personally**, make a difference by joining the campaign to recruit others into this rewarding field.
- We must take action!

What you can do...

- Connect with people where you work who are not yet in our field.
- Talk to teachers and other professionals/paraprofessionals/assistants where you work.
- Share about generous financial aid available at many universities to become a vision professional.
- Recruit ONE.
- Share your passion.
- You can make a difference!

Chromebook A11y Expert Certificate Course and Digital Badge from ACVREP



ACVREP Chromebook A11Y Expert Certificate Training and Badge



- Currently being offered through ACVREP for \$25.
 - When someone completes within 12 months from date of purchase, ACVREP will refund \$5.00.
- To earn the digital badge:
 - Watch the videos for each of the 8 modules and download corresponding files.
 - Must earn a 100% on each of the 8 module quizzes.
 - Pass the final exam with 100%.
- [Download Instructions for the Chromebook A11Y Training from ACVREP](#)
- [Register or Login for the Chromebook A11Y Expert Certificate Training through ACVREP](#)

Overview of the Modules



1. Introduction and Overview of Chromebook Accessibility (Current)
2. Magnification, Display, and Other Accessibility Features for People with Vision Loss (Next Module)
3. ChromeVox Essentials
4. Using Google Workspace with ChromeVox
5. Using Gmail and Google Calendar with ChromeVox
6. Navigating the Web with ChromeVox and the Chrome Browser
7. Additional Accessibility Features
8. Chromebook Tips, Tricks, Extras, and Review
9. Final Exam

Add digital badge to email signature, social media, resume...



- You will receive an email from css@acvrep.org
 - Check your spam and junk folders!
- Add the Chromebook A11Y Expert badge image to your email signature, social media, resume...
- Add alt text.
- Insert your unique badge URL (web address)

Thank you for the joining this session!

- Questions?



Rachael Sessler Trinkowsky

Email: r.sesslertrinkowsky@umb.edu

[Question Mark with Cartoon Person](#)
by Unknown Author is licensed under
[CC BY-NC-ND](#)